

**EMERGE**  
Curriculum Publishing


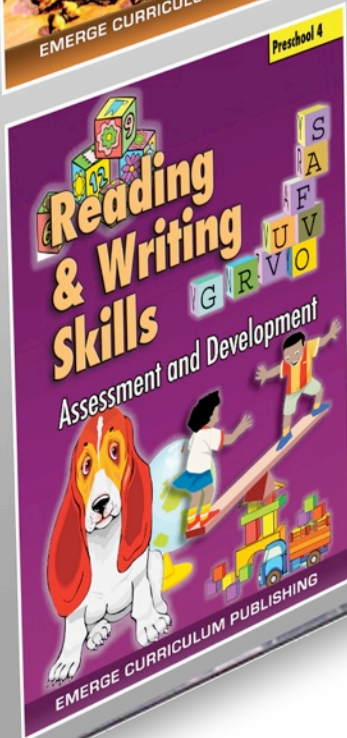


*Learning Resources that  
Make a Difference*



**EMERGE**  
Curriculum Publishing

*Learning Resources that  
Make a Difference*

**KINDERGARTEN 4 CURRICULUM GUIDE**



**Curriculum Guide  
Preschool 4**

## Curriculum Guide Preschool 4

This easy to follow Preschool 4 curriculum guide includes everything a teacher needs to effectively teach. The lessons from each workbook are thoroughly covered and instructions for teaching each lesson is clearly explained. The guide includes:

- a scope and sequence of what should be covered and in what sequence,
- a suggested daily teaching schedule
- additional lessons and activities to augment the student workbooks
- spelling flash cards
- advance vocabulary flash cards
- 8 1/2 X 11 inch pictures of the heroes being studied in the Our Diverse America workbooks
- Color charts
- color mixing chart
- shape charts and more.

## Table of Contents

Scope and Sequence . . . . .	7
Suggested Daily Schedule . . . . .	17
Advance Vocabulary: General Instructional Approach . . . . .	18
Instruction for Comprehending and Analyzing Textual Information. . . . .	23
Elaboration, Comprehension and Analysis. . . . .	23
Advance Vocabulary: Six Step Instructional Approach. . . . .	25
Advance Vocabulary Word List and Teaching Activities . . . . .	28
Reading and Writing Skills General Instructional Approach . . . . .	67
Identifying and Writing Letters Aa-Ff. . . . .	68
Identifying and Writing Letters Gg-Uu. . . . .	69
Identifying and Writing Letters Vv-Zz. . . . .	70
Capital Letters. . . . .	70
Spelling. . . . .	71
Letter Review. . . . .	72
Vowels and Consonants: Workbook Instruction pages (62-166). . . . .	73-80
Sight Word Color Wheels and Shapes. . . . .	81
Math Skills: General Instructional Approach. . . . .	95
Counting and Writing Numbers. . . . .	95
Additional Counting Exercises. . . . .	96
Counting and Recording Circles. . . . .	97
Horizontal Addition: Numbers and Seeds. . . . .	101
Vertical Addition: Numbers and Seeds. . . . .	106
Match the Shapes with the Number. . . . .	119
Counting, Vocabulary and Number Placement. . . . .	121
Number Group Comparisons. . . . .	125
Subtraction. . . . .	126
Foundational Skills: General Instructional Approach. . . . .	135

Colors. . . . . 135

Other Suggested Activities. . . . . 136

Creating a Color Mixing Chart with Crayons. . . . . 136

Mixing Colors with Paint and Additional Color Mixing Exercises. . . . .138

Shapes. . . . .140

Size. . . . . 140

Opposites . . . . .141

Things that Go Together. . . . .142

Things that do not Go Together. . . . . 142

Things that are Different . . . . .142

Match the Picture . . . . .147

Above and Below. . . . .147

Between . . . . . 147

Top to Bottom . . . . .151

Left to Right . . . . . 154

Near and Far . . . . . 154

Our Diverse America . . . . .159

References. . . . .161

Appendices. . . . .162

## **Horizontal Addition: Numbers and Seeds**

Carefully introduce the children to the plus sign and explain that it means to add things together. Provide the children with copies of the worksheets to work from. Then, explain that they are to add by counting the number of seeds in both boxes and writing the number on the line beside the box. Next, they should add the numbers beneath the boxes and write the number on the line. Use the chalk board to help them understand the process, by drawing the squares and the seeds and adding them. Walk around the classroom to offer help to children who may be having difficulty. Make extra copies of each page and have the children use them for practice. Allow the children to do the exercises in the workbook for additional exposure and experience.

Look at the number beneath each box. Count out that number of seeds and place them in the box. Then, add by counting the number of seeds in both boxes and writing the number on the line beside the box. Add the numbers beneath the boxes and write the number on the line. **The first six exercises have been done as examples.**

$$\begin{array}{ccc} \square & + & \square & \underline{\quad 5 \quad} \\ 3 & + & 2 & = \underline{\quad 5 \quad} \end{array}$$

---

$$\begin{array}{ccc} \square & + & \square & \underline{\quad 4 \quad} \\ 1 & + & 3 & = \underline{\quad 4 \quad} \end{array}$$

---

$$\begin{array}{ccc} \square & + & \square & \underline{\quad 6 \quad} \\ 2 & + & 4 & = \underline{\quad 6 \quad} \end{array}$$