



Reading & Writing Skills



Assessment and Development



Reading and Writing Skills Preschool 4

The Emerge, Kindergarten Reading and Writing Skills Workbook, is part of the complete curriculum and has been planned and designed to assess the skill and knowledge level of each child and to build from the foundation up. The curriculum is scientifically based. The lessons and activities are wide and varied to ensure a thorough and complete learning experience. The workbook includes a comprehensive pre and post test, memory verses, learning and writing the alphabet, capital letters, one hundred and forty spelling words that are also printed in the Early Reader. The spelling words are planned and presented in a sequence that prepares the student to begin reading by week fifteen of the school year. The workbook includes lessons, activities and exercises in the use of vowels, consonants, word-picture match, rhyming words, phonetic sounds, blends and all the reading and writing skills that should be mastered before entering kindergarten or even first grade. Words from the advanced vocabulary workbook are also included in the reading and writing workbook to add exposure and reinforcement.

Learning is reinforced in a way that engages and challenges each child. Colorful work pages accent each lesson providing the opportunity for each student to learn and grow while demonstrating his or her grasp and understanding of the materials. The activities are interesting and engaging, promoting a high level of interest.

To complete student training and instruction use the Reading and Writing Skills workbook along with the Emerge Advance Vocabulary Skills, Foundational Skills, Math Skills, Early Reader and Our Diverse America workbooks. The Emerge curriculum meets national grade level standards.

Learning and Writing The Alphabet

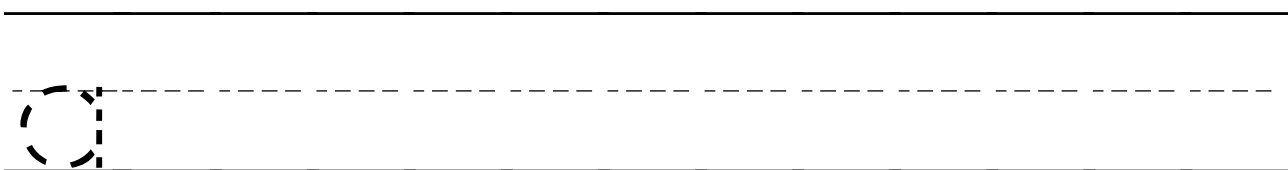
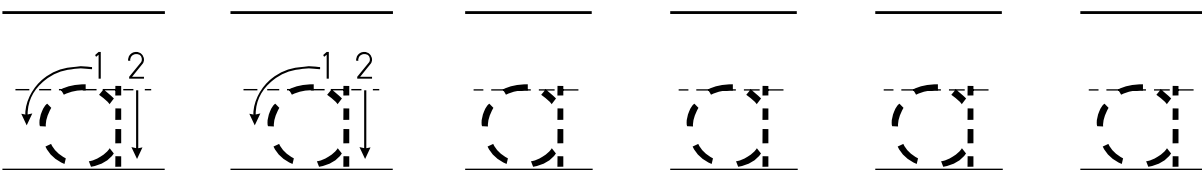
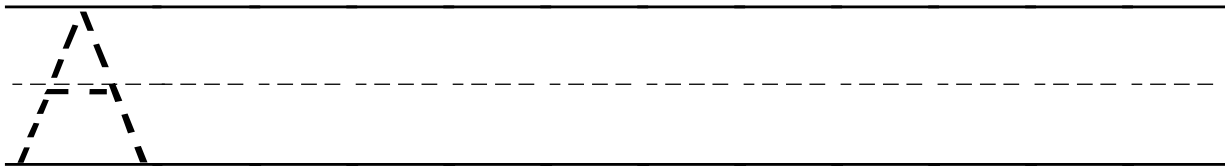
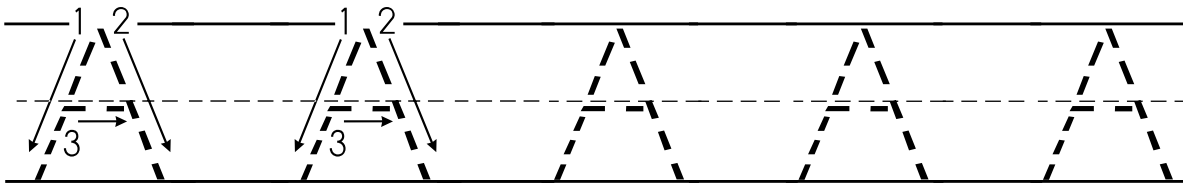
A is for art.



A is for ape.





Follow the arrows and lines to trace the upper and lowercase **Aa**. Write the upper and lower case **Aa** on the blank lines. Say the letter sound as you write it. Space the letters by putting a finger between them.

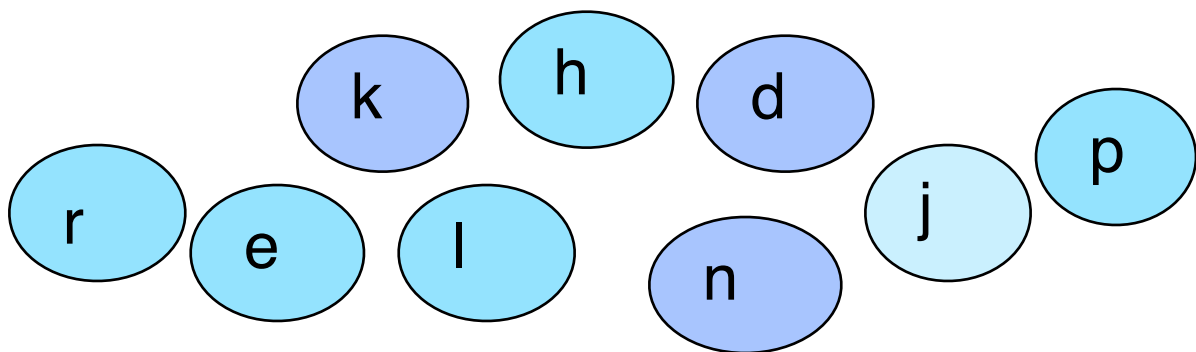



IDENTIFY THE LETTERS

Color each circle to match the color of the circle with the same upper or lowercase letter.



Take the bird to the right egg by drawing a line from its uppercase letter to the right lowercase letter.



Consonant Sounds

Practice saying the sounds that the consonants make. The pictures will help you. Copy the consonants on the lines below.

j



k



l



m

n

p


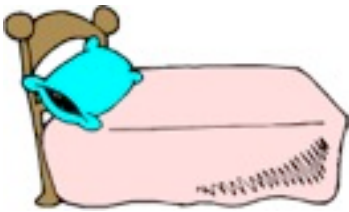





q













Consonant/Vowel Blends

Touch each letter blend at the beginning of the row and pronounce the sound it makes. Say the name of each picture. Spell the word next to each picture. Underline the last letter while saying the sound it makes.

ba	bat	
be	bed	
bi	big	
bo	box	
bu	bus	

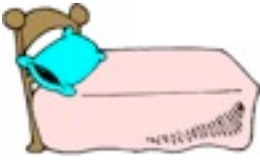
Circle the words that rhyme with the pictures in each space.

 <p>boy mat</p>	 <p>pop jug</p>
 <p>log pig</p>	 <p>hog hat</p>
 <p>dog hat</p>	 <p>dog hat</p>
 <p>jam dig</p>	 <p>dog rat</p>
 <p>pan hog</p>	 <p>net pan</p>

Write the word beside the picture.











1













Writing Sentences

Create four sentences from these words and pictures. Use three or more words in each sentence. Write the sentences on the four lines below. Two examples have been done for you.



I see a look at the pig is fat like sit on
can you on in bat jet get car mat leg
net box cap put

Get in the car. Sit on the mat.

1. _____

2. _____

3. _____

4. _____